


Year 3 Inspire Workshop

Wednesday 2nd October 2024



Holy Family Year 3
@HolyFamily_Y3

- 
- Year 3 curriculum
 - Home reading & homework
 - E-Safety
 - Parent & child activity



Our Website



HOLY FAMILY

CATHOLIC PRIMARY SCHOOL

Holy Family Catholic School


Year 3 Autumn Termly Learning plan



| Subject | Focus |
|---------------------|---|
| Religious Education | <p>Celebrating the life and work of St. Mother Teresa of Calcutta; our class Saint.</p> <p><u>Belonging – We Gather as God's family</u> The children will learn that Baptism is the Sacrament of Belonging to God's Family, the Church. They will be able to identify some signs and symbols of Baptism and express their meaning. Children will be also be able to Sequence the Rite of Baptism and be able to discuss elements of the Celebration of Mass about gathering as the Family of God.</p> <p><u>Reconciliation</u> Children will recognise that human beings often have freedom to make choices. They will understand the difference between a good and a bad choice and the consequences these bring as well as know some teaching of Jesus about the forgiveness of sin when wrong choices have been made. They will understand that the Sacrament of Reconciliation is the Church's celebration of God's forgiveness of sin</p> <p><u>Advent</u> Children will learn the stories of the Annunciation and Visitation. They will understand that both Mary and Elizabeth recognised and welcomed the presence of Christ and be able to think about how Christians use the Season of Advent as a time of preparation to welcome and recognise the presence of Christ.</p> |

The newsletter

Look at what's been happening!



Word of
the week

stanza

Word
type

noun

Definition

A group of related lines in
a poem that make up one
section within the poem.

synonyms

verse

Picture

LET'S LOOK AT SOME EXAMPLES!

Two

Two little squirrels,
Climbing a tree,
Two little rabbits,
Looking at me.

} Stanza 1

Two little frogs,
Jumping up high,
Two little birds,
Learning to fly!

} Stanza 2

In a
sentence

The poem is made up of stanzas, each with a
different rhyme scheme.



Number of the Week

This week's number is...

60

3 6 3 2 6 7 4 9
2 5 0 4 1 9 7 8

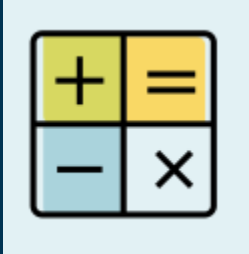
Year 3 Curriculum

Curriculum Subjects




English

Narratives
Refugee Poetry
Non-Fiction
Persuasive texts




Maths

Place Value up to
1000
Addition and
Subtraction
Times Tables



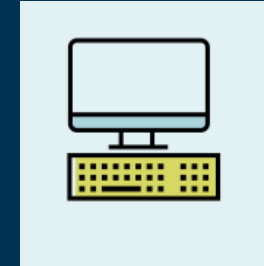
Science

Animals and Humans:
skeletons, muscles
and nutrition.
Forces and Magnets:
attract and repel.



RE

Belonging to God's
Family
Reconciliation and
Choices
Avent



ICT

Project Evolve
E-safety
Coding: flowcharts
and repeat
commands.

Subjects



Art

Drawing

Sketching

Using different
materials



PE

Football

Tag Rugby



Music

Classical music

Composing on
charanga



History

Stone Age

Egyptians



Geography

Our local area

Locational knowledge

Parents Afternoon / Evening

Wednesday 16th October

Homework, spellings and reading

Homework

- Homework set weekly on a Friday.
- Weekly spellings tested on a Friday.
- TimesTable Rockstars.
- Reading every evening for at least 15 minutes.
- Make sure children's planners are signed each evening so that they can collect stamps and earn rewards.
- Resources in planners.



E-Safety

Project EVOLVE



Self-Image and Identity



Online Relationships



Online Reputation



Online Bullying



Managing Online Information



Health, Well-being and Lifestyle



Privacy and Security



Copyright and Ownership

Monitor Screen Time:

Set limits on how much time your child spends online each day. Encourage a balance between online and offline activities.

Supervise Online Activity:

Regularly check which websites, apps, and games your child is using. Keep devices in shared spaces so you can observe their use.

Enable Parental Controls:

Use parental controls on devices, browsers, and apps to block inappropriate content.

Set up filters on search engines and restrict access to unsuitable websites

Teach Privacy Rules:

Explain the importance of not sharing personal information (e.g., full name, address, school, passwords) online.

Remind them to never give out personal information without parental permission.

Talk About Safe Online Friends:

Teach children to only talk to real-life friends online and never communicate with strangers.

Explain the risks of online chat rooms, gaming forums, and social media where strangers can reach out.

Create Strong Passwords:

Help your child create strong, unique passwords and teach them to keep these private.

Use passwords for devices, apps, and parental control settings.

Discuss Cyberbullying:

Teach your child to report any hurtful messages or bullying they encounter online.

Encourage open communication so they feel comfortable telling you if something online makes them uncomfortable.

Use Age-Appropriate Apps and Games:

Check age ratings and content for games, apps, and videos your child interacts with.

Use educational and child-friendly platforms like BBC Bitesize or Khan Academy.

Limit Social Media Exposure:

For young children, it's best to avoid social media or restrict their access with tight controls.

If they are using social media, monitor their accounts and teach them about safe and responsible usage.

E-safety basics...

13+



Facebook



Snapchat



Instagram



Twitter



TikTok



Kik



YouNow



Yubo



House Party



Monkey

16+



WhatsApp

17+




Sarahah



YOLO

18+



MeetMe



LiveMe

Teach the Importance of Kindness:

Encourage positive interactions and explain that they should be kind online just as they are in person.

Discuss how once something is shared online, it can't easily be taken back.

Explain Safe Downloads:

Make sure your child knows not to download anything without your permission to avoid malware or viruses.

Open Communication: Keep the conversation ongoing about their online experiences and any concerns they may have.

Let them know they can always come to you if they see something confusing or upsetting online.

Online Safety

p a s s w o r d t
 d s o n l i n e d
 i a a v a t a r o
 g f v l a e p l w
 i e i a i y t i n
 t t r f a p p u l
 a y u v a r
 l r s e a r
 r p r i v a



app
 avatar
 digital
 download
 online



password
 privacy
 safety
 search
 virus





Be kind and merciful. Let no one ever come to you without coming away better and happier. Be the living expression of God's kindness.

— *Mother Teresa* —

AZ QUOTES



**NO ACT OF
KINDNESS, NO MATTER
HOW SMALL, IS EVER
WASTED.**

Aesop

**How can we be kind to
each other?**



Smile and say 'thank you'
to someone.



Help a friend put on
their coat.



Play a game with someone
who is on their own.



In your free time, draw a
picture for an adult you love.



Show someone you
appreciate them.



Push in someone else's chair.

Create an 'Acts of Kindness' poster

Acts of Kindness



Smile and say 'thank you'
to someone.



Hold the door for a teacher.




Give someone a compliment.

Acts of Kindness



Tidy away toys.



Offer a hug to someone.



Thank You

&

Questions...