



HOLY FAMILY
CATHOLIC PRIMARY SCHOOL

New Reception Parents' Meeting
2025-26



Senior Leadership Team



Headteacher - Mrs King




Assistant Headteacher - Mrs McHugh

Special Educational
Needs Coordinator (SENCO) - Mrs Patrick



Office Staff



Business Manager - Mrs Yoxall



Office Administrator - Miss Fayyaz

Office Administrator - Mrs Parkes



School Nurse

Mrs Jo Hill - photograph awaited

Your child will have their height / weight and hearing checked in school and you will receive a letter to explain this.



Family Support Worker



Mrs Jemma Farrell



Reception Staff


Reception Teacher - Mrs Melton



Teaching Assistant - Miss Hussain
(Monday - Friday)



Teaching Assistant - Mrs Akhtar
(Friday Afternoon)



School Day

School begins:


8:30am

(School gates open from 8:30am)

School finishes:


3:00pm

(School gates open from 2:50pm)



Starting Reception

- This is a very important step for both you and your child. We aim for you to feel happy, secure and comfortable.
- Do say goodbye and do reassure your child that you will be back.



Settling in timings



Tuesday 2nd September: Children in school 8:30am to 11am
(Home visits by Reception staff in the afternoons)

Wednesday 3rd September: Children in school 8:30am to 11am
(Home visits by Reception staff in the afternoons)

Thursday 4th September: Children in school 8:30am to 11am
(Home visits by Reception staff in the afternoons)

Friday 5th September: Children in school 8:30am to 11am
(Home visits by Reception staff in the afternoons)

WC 8th September: Children in school 8.30am to 1pm (stay for lunch)

WC 15th September: Children in school 8.30am to 3pm
(full day)

The transition timings can be adjusted for individual children if they are finding it difficult to settle.



Uniform

School uniform - available to purchase online. Children must wear **winter uniform**:

Girls:


- Black V-neck cardigan with school logo
- White school shirt buttoned to the neck (local high street stores)
- School tie
- Grey pinafore, skirt or trousers.
- Black or grey tights or white socks
- Flat black shoes.

Boys:

- Black V-neck jumper with school logo
(available from the School Office)
- White school shirt buttoned to the neck (local high street stores)
- School tie (available from the School Office)
- Grey long trousers
- Black or grey socks
- Flat black shoes.



- Warm / waterproof coat
- Book bags will be presented to each child in September on their first day by Mrs King.
- P.E kit
- Please ensure all items of clothing are labelled with your child's name.





Top tips:

- Help to prepare your child by allowing them to dress and undress independently.
- Lay out their clothing for the day and allow them to practice.
- Take new uniform out of the packaging - practice putting on jumpers
- Practice opening and closing shirt buttons and opening and closing zips
- Avoid long sleeves and pinafores.
- Avoid laces in Reception Class.



School uniform & P.E kit - available to purchase online.

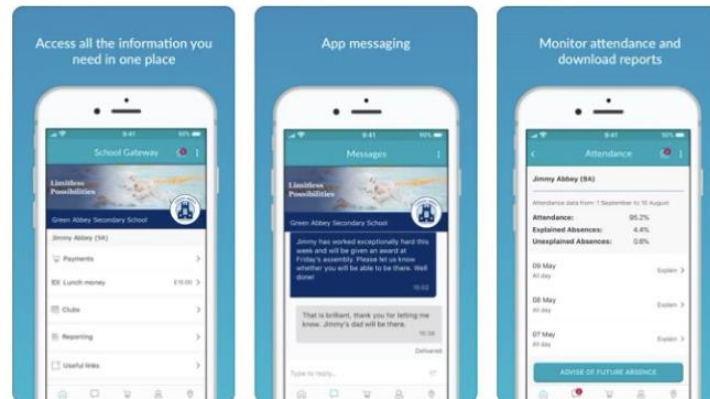
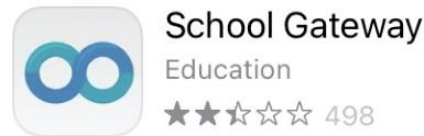
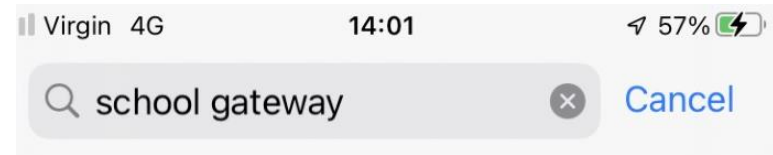
<http://www.brigade.uk.com/direct/index.php>

We are a cash free school so payments cannot be accepted in cash.

Details of how to sign up to our online payment system called School Gateway can be found on our school website.

In September, our office staff will offer supportive sessions to help new parents to register online.

School trip money / Class fund:
£1 per week



Lunchtime

All children in Reception receive a school dinner.


Fruit and milk is provided throughout the day.

Water is available in class at all times.



Parents as Partners:

"Adults who help
children to play are
adults who help
children to learn."



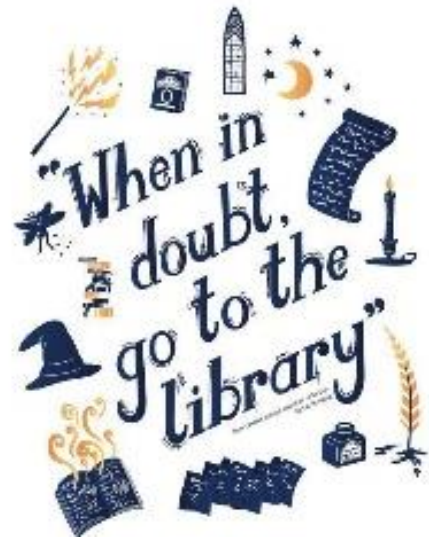


How can you help your child this summer to prepare for school?

- Allow your child to practice putting on their uniform, practice opening and closing their shirt buttons.
- Encourage your child to be **independent**.
- Look at writing and numbers in the environment around you, count the steps, count and read ingredients together, make shopping lists.
- Encourage your child to recognise and write their own name.
- Enjoy a bedtime story together every night.



Here is a useful link with easy steps to help you find your local library
https://www.birmingham.gov.uk/directory/14/libraries_in_birmingham






We recommend reading to your child all about starting school!
Here are some great books to read with your child to help prepare them.



Religious Education in EYFS



Our teaching follows the Archdiocese of Birmingham RE Strategy 'Learning and Growing as the People of God.'

Respect to other faiths



Seven Areas of Learning (Play Led)



These are split into the prime areas and the specific areas.

The prime areas are:


- Personal Social and Emotional Development
- Physical Development
- Communication and Language

The specific areas are:


- Literacy
- Mathematics
- Understanding the World
- Expressive Arts and Design



Making Progress



- English books/Topic and Maths floorbooks
- Reading Diary
- Parents' Evening
- Inspire workshops
- Day to day conversations



Practical Details

- Correct and up to date contact details
- Key family members (collecting children)
- Punctuality (before and after school)
- Sickness
- Medicines (Epi-pens/inhalers)
- Head Lice
- Holidays in term time

