



Year 1 Inspire Workshop

Tuesday 9th September 2025

Welcome!

Aims of today

- Welcome - school website/X(Twitter)
- Attendance
- Year 1 routines
- Online safety
- Phonics and reading
- Maths
- Spelling
- Numbot logins
- Curriculum overview

Holy Family Catholic Primary School | Official web for Holy Family Catholic Primary School, Small Heath, Birmingham, B10 0HT



Follow us on X - @HolyFamilyYear1



Attendance



- Attendance in school is so important.
- Holidays in term time will not be approved.
- It is so important to be in school on time. Phonics and reading are often the first lesson of the day!
- Statutory Phonics Screening check takes place in June.

Lost Learning due to Poor Attendance

The chart below identifies the possible amount of lost learning due to poor attendance:

Attendance during the school year	Equals this number of days absent	Which is approx this many weeks absent	Which means this number of lessons missed
95%	9 days	2 weeks	50 lessons
90%	19 days	4 weeks	100 lessons
85%	29 days	6 weeks	150 lessons
80%	38 days	8 weeks	200 lessons

Year 1 routines

- For the next few weeks we have planned a transition timetable to enable the children to transition from Reception into Year 1.
- PE will take place each week on a Thursday. Please have a **named** PE kit on school. Yellow t-shirt, black shorts/joggers/leggings and pumps/trainers. **(This will be kept in school)**
- We are encouraging the children to become more independent. E.g Saying good bye to parents/carers on the playground and walking up the steps into the class on their own.
- Getting changed for PE as independently as possible.
- Staff are always there to help, encourage and support where necessary.

Please read the welcome to Year 1 letter.

To the parents of children in Year 1



Dear Parents,

Welcome back to school. This year your child's teachers are **Mrs Young, Mrs Yearsley and Mrs Guest**. Please find below some useful and important information which will help you support your child in school during this coming academic year:

- Gate opens at 8:30 am and children go straight into their class; the gate closes at 8:45 a.m.
- The school day ends at 3.00 pm, please ensure your child is collected on time. (Gates open at 2:55 pm).
- Children are expected to read their reading book for at least fifteen minutes per evening and **parents need to sign the reading diary**.
- Guided reading books are given out on **Friday** to be handed in for the following **Tuesday** (unless stated otherwise). Please take care of these books as there is a charge for lost or damaged books.
- Spellings will be sent home to learn on a **Thursday** to be learned for a spelling test the following **Thursday**. This will start a few weeks into the Autumn term.
- PE will take place on **Thursday** so please ensure your child has the correct PE kit on this day (yellow t-shirt, black shorts, slip-on style pumps and track suit bottoms for winter.) Please ensure that the children are not wearing any jewellery.
- Please make sure that your child brings fresh water in a clean bottle into school each day. Also, a coat or sun hat depending upon the weather.
- Please follow Year 1 on Twitter (now called X) **@HolyFamilyYear1** to get updates and see what the children are learning.

If you have any questions, please do not hesitate to speak with us after school.

What Zone Are You In?



What do we cover in Online Safety in Year 1?

Year 1

Self-Image and Identity

Online Relationships

Online Reputation

Online Bullying

Managing Online
Information

Health, Well-being and
Lifestyle

Privacy and Security

Copyright and Ownership

Things to think about with Online safety.

- Check that your phone/devices have got parental settings – especially when purchasing apps etc.
- Check the amount of time that your child spends online- set a limit and have a break from it before bedtime.
- Always check the age limit on games/apps that the children ask for. Talk to your children about what they are playing.
- Parental settings allow you to set a time when the children can not go online – 8pm limit (so if they sneak a device into their bedroom they can not access the internet)

E-safety - It is essential that we work together to keep children safe online.

- A lot of social media apps are aimed for 13+ years old.
- Children in Year 1 need to be supervised on YouTube, Roblox, TikTok etc.
- A lot of videos look child friendly but actually contain language, images or content that is not appropriate for 6 year olds.
- Be careful of children watching older siblings/family members playing online games with an 18+ content.
- Talk to your child and encourage them to tell you if they see anything they don't like or upsets them.

Age Restrictions for Social Media Platforms

What is the minimum age for account holders on these social media sites and apps?

Under 13



Roblox



PopJam



FaceTime

13+



Twitter



Facebook and Messenger



Viber



WeChat



Monkey



Yubo



Dubsmash



Instagram



TikTok



Skype



Google Hangouts



Reddit



Snapchat



Pinterest

16+



WhatsApp



Telegram Messenger



Tumblr

17+



Line



Sarahah

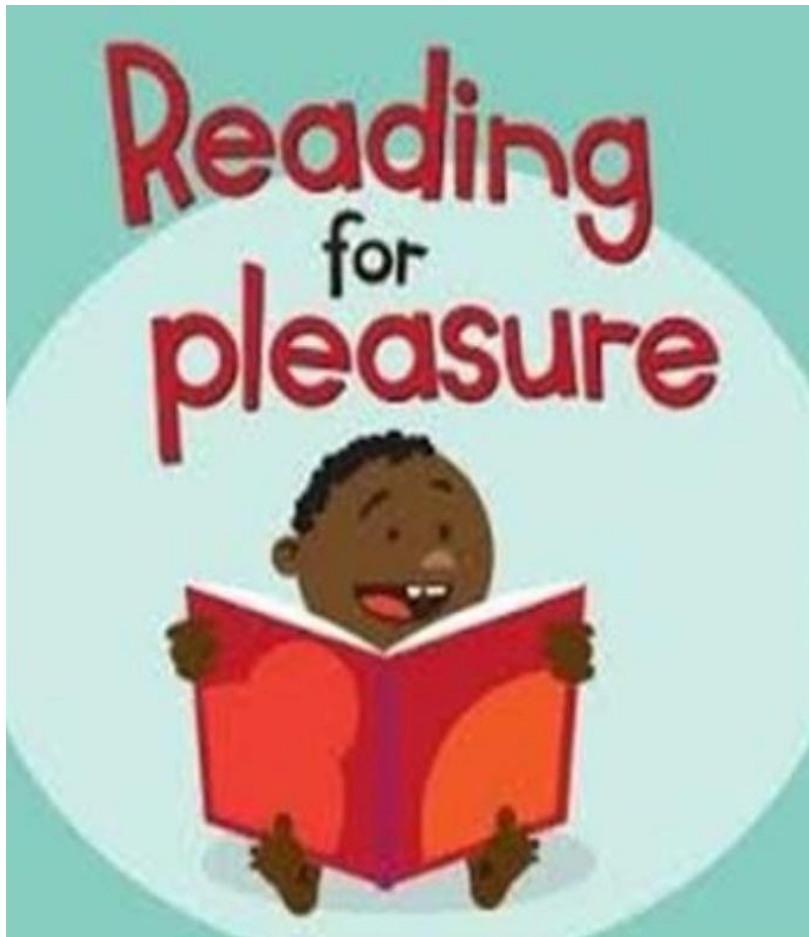


Tellonym

Age limit on some popular games

- Grand theft auto – 18 + years old
- Fortnite – 12+ years old
- Call of duty- 18 + years old
- FIFA – 3+ years old
- Hogwarts Legacy – 12+ years old
- Minecraft – 7 + years old
- Roblox – each game has a different age rating

Reading and Phonics



"READING IS A PASSPORT
TO COUNTLESS ADVENTURES."
- MARY POPE OSBORNE



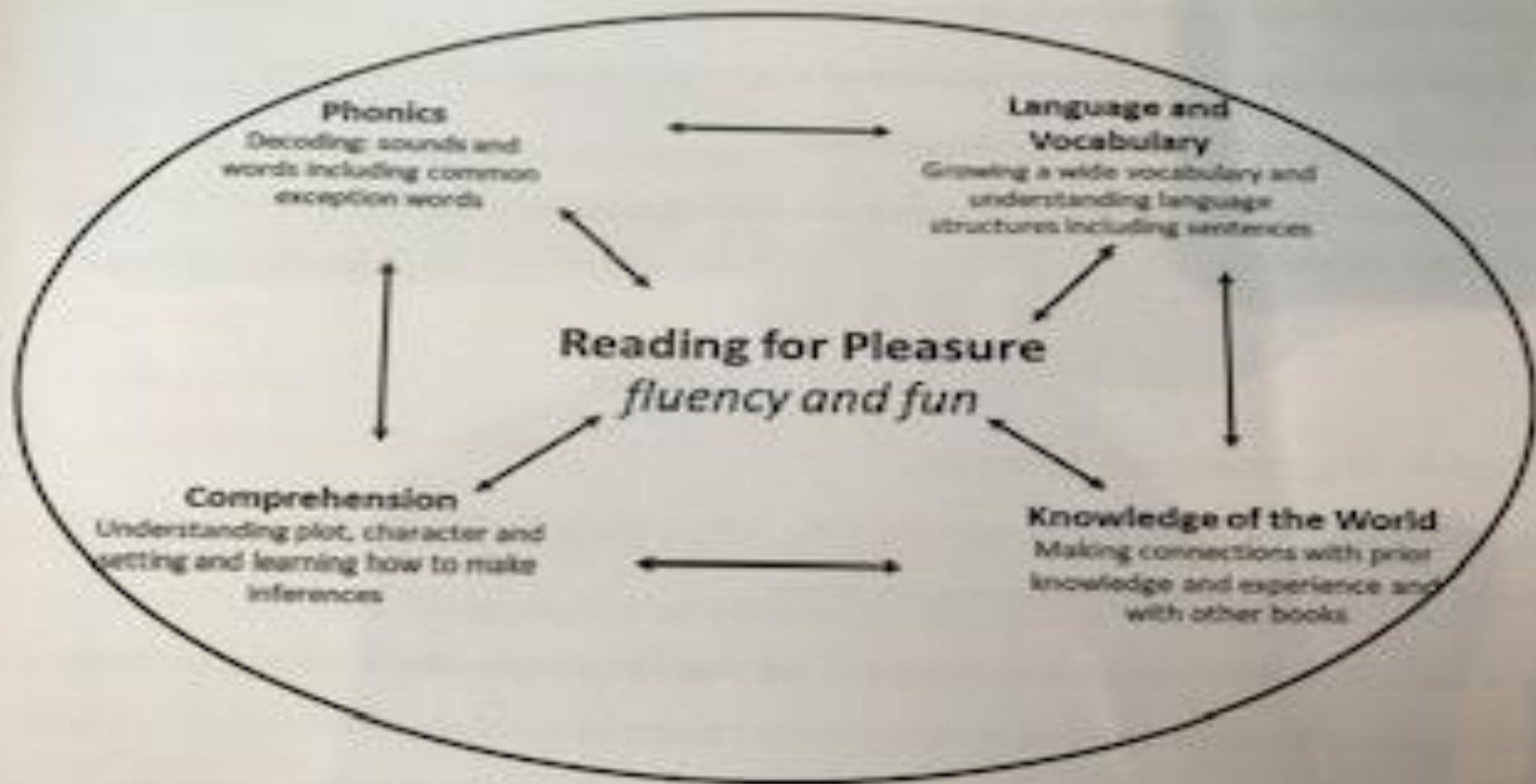
"The more you **read**
the more **things** you know.
The more that you **learn**
the more **places** you'll go."
- Dr. Seuss

“

**A love of reading is the biggest indicator
of future academic success.**

OECD (The Organisation for Economic Co-operation and Development)

”



Learning to read



- Our aim is for all pupils to be successful, fluent readers and writers by the end of Key Stage One.
- We use the sounds start systematic phonics programme. This supports the teaching of early reading and writing.
- Phonics works by breaking each word up into its individual sounds before blending those sounds back together to make the word.
- E.g. s-a-t
- The children are also taught digraphs, a sound that is represented by two letters. E.g. **sh-i-p**
- Trigraphs, a sound that is represented by three letters. E.g. **h-air**
- Split vowel digraph – a digraph that is separated within a word.
E.g. **name**
- Children draw buttons under individual sounds and bars (lines) under digraphs and trigraphs to enable them to sound out and read the word.

- They are also taught 'tricky words' – not all words can be sounded out phonetically, so children are taught to read and spell the most common ones first. E.g. **to, the, he** etc.
- Phonics is taught for 25 mins every day.
- Teaching order – we teach the most common representations first.

All the different ways to teach 'igh'

light

time

pie

cry

ice

[Holy Family Year 1 \(@HolyFamilyYear1\) / X](#) A link can be found to how to pronounce the digraphs/trigraphs and individual sounds.

s ss	a	t	p	i	n
m	d	g	o	c k ck	e
u	r	h	b	f ff	l ll
j	v	w	x	y	z zz
qu	ng	ch	sh	th	th
ai	oa	igh	ee	or	ar
oo	oo	oi	ur	ow	air
ear		ure		er	

Phase 5 GPC

ay

ou

ie

ea

oy

ir

ue

aw

wh

ph

ew

oe

au

ey

a-e

e-e

i-e


o-e

u-e

How do we teach reading?

Guided Reading practice sessions are:

- timetabled four/five times a week
- taught by teacher and teaching assistant
- taught in small groups
- we match the book to the level of your child.
- a mixture of fiction and nonfiction books
- this book usually comes home on a Friday and needs to be returned on a Tuesday



This means that your child should:

- Know all the sounds and tricky words in their phonics book well.
- Read many of the words by silent blending (in their head) their reading will be automatic.
- Only need to stop and sound out about 5% of the words by the time they bring the book home - but they should be able to do this on their own.
- Please listen to your child read, discuss the meaning of words read and what is happening in the story.
- Celebrate their success! Please sign their reading diary.
- They also choose a book to bring home and share on a Tuesday, this isn't always phonetically decodable so please read any unknown words to your child.

“

**One of the greatest gifts adults can
give is to read to children**

Carl Sagan

”

Spelling

- Spellings linked to phonics are sent home each week to learn. Please practice these with your child.
- Look at the word
- Say the word.
- Segment the sounds.
- Cover the word
- Write the word down.
- Check the word.
- Repeat

good	coin	hair	
book	boil	chair	6

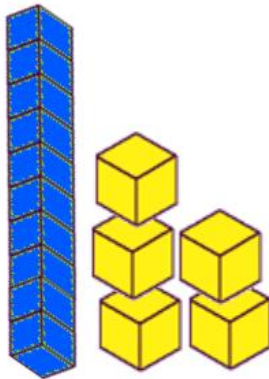
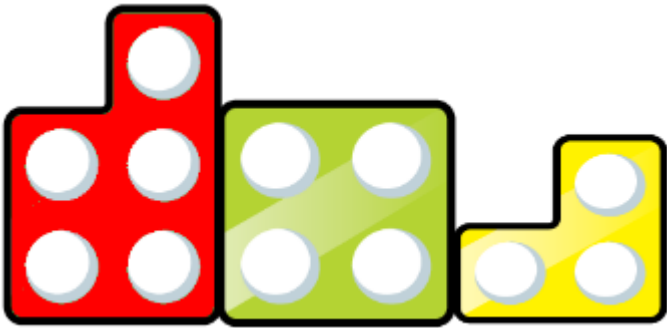
Year 1 Spellings 23/10/24

Please fold over each column on the grid to help your child learn these spellings for Monday 6th November 2024. Please bring in this spelling sheet into school on 6/11/24. Please use the **Look, say, cover, write, check** method.

Read	1 st try	2 nd try	3 rd try	4 th try	5 th try
good					
book					
coin					
boil					
hair					
chair					

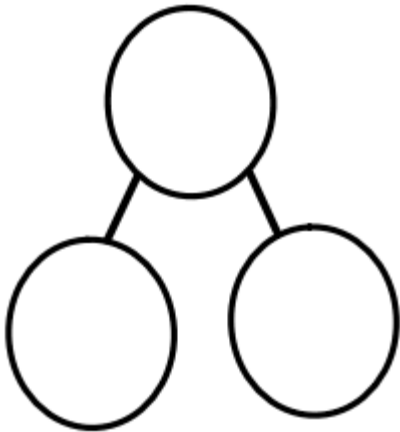
Maths

- Vital that the children can form their numbers correctly – by the end of year 1 up to 100, but so far we are only up to 20.
- Working on place value – what does the number 34 look like?
3 tens and 4 ones, 30 add 4, $10 + 10 + 10 + 4 = 34$, thirty four
- Use of different apparatus – numicon, base 10, cubes.

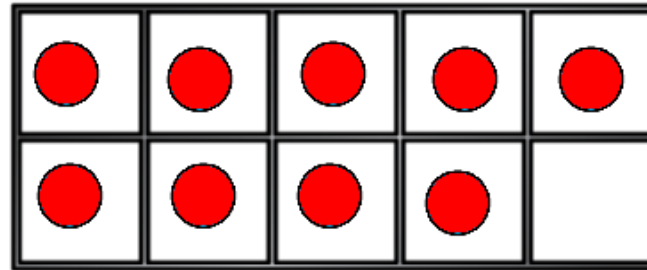


Models and images

part part whole



ten frame



number sentence

$$\square + \square = \square$$

$$\square - \square = \square$$



Purple Mash and NumBots

- All children have logins to Purple Mash and Times Table Rock Stars (This is the same login for Numbots)
- Work is set on Purple Mash for computing lessons, but also if a child is absent for a prolonged time.
- NumBots works on subitizing and learning of number facts
- Logins are in their reading journals – **please encourage them to practise logging in, makes lessons in class so much easier if they know how to log in.**

Notes

- Please remember to update phone and address contact details if they change.
- Please name your child's jumper/cardigan and PE kit.
- Children need a coat in school each day as the weather can be changeable and we go outside twice a day.
- Allergies – children within our class and other year groups have gluten/nut allergies so please don't send any items into school containing these items.




Activities

- Online safety activities
- Log into numbots on the ipads
- Books to read and share

Activities

Who Are Your Trusted Adults?

A trusted adult is any grown-up who you can trust and makes you feel safe.

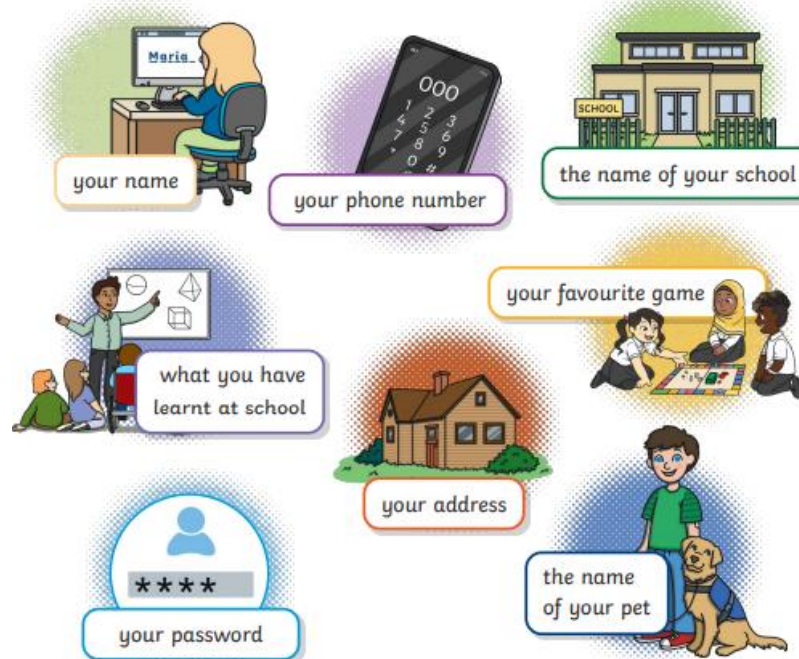


Which Information Is Safe to Share Online?

Look at the following pieces of information below.


Draw a **blue** circle around the ones that **are** safe to share with someone online.

Draw a **red** circle around the ones that **are not** safe to share with someone online.



Design a Poster

In the space below, design a poster that could be used to teach other children about online safety. You may wish to add information about talking to a trusted adult if you see something online that upsets you. You could also include the stop, close, tell message.





Please fill in an evaluation
and take a Y1 curriculum overview home.

