

Welcome to Holy Family School



Introductions

Year 2 – Miss Harber

Mrs Lloyd (Monday and Tuesday) and
Mrs Anderson (Wed/Thurs)

PE on Tuesday – PE kit needs to be in
school.

Reading books changed – as and when

Spellings given on Monday and tested
the following Monday.

School website



- Weekly newsletter
- School events
- After school clubs
- E-safety and useful websites

Aims of today.....

To discuss the Year 2 curriculum and expectations for Year 2.

How to support your child with their learning

Discuss the importance of Esafety at school and at home.

Attendance

Attending school every day is SO important.

Being punctual. Every morning Year 2 complete learning tasks/reading between 8:30 and 9:00.

If you are late every morning that is

2 1/2 hours of lost learning every week.

ATTENDANCE MATTERS

6 days or less
absence per year

97% or above

**VERY GOOD
THIS IS YOUR
TARGET**

Between
7 and 19 days
absence per year

90% - 96%

**BELOW
EXPECTATIONS**

More
than 19 days
absence per year

Under 90%

**POOR
ATTENDANCE**



Curriculum in Year 2

RE

Old Testament Stories

The children will be learning about the importance of God's people through the Old Testament stories. Year 2 will begin to develop a wider understanding and deeper knowledge of God. The children will learn about Noah, Abraham, Isaac, Jonah, and David.

The children will learn more about the life of Mary and the disciples of Jesus.

During Advent, they will learn about preparing for the birth of Jesus and The Advent wreath.

Our virtues for this term are eloquent and truthful .

Our class saint is St Josephine Bakhita. We will be finding out about her life and the impact she has today through our Catholic Social Teaching work. We will also continue our school journey as a School of Sanctuary.

English and phonics

The children will continue to develop their phonics, spelling, grammar, punctuation and comprehension skills through Literacy lessons and guided reading sessions. The grammar focus will be understanding how sentences are formed. Our English topic this term will be looking at familiar stories, Autumn poems stories about plants and growing. We will be using the books The Tiger who came to tea, Augustus and his smile, Little Wolf and Finish the story dad. Our class author will be Catherine Rayner.

Reading



How can I help my child?

Read with them each night and ask questions about what they are reading.

Sign their diary.

Spelling homework – revise previous spellings, put them into sentences.

Learning Year 1 and Year 2 CEW.

Visit the library

Spellings

old	fold	most	soul	money	boulder	
cold	told	both	mould	month	shoulder	<u>12</u>

Year 2 Spellings

Please fold over each column on the grid to help your child learn these spellings.

Look, cover, write, say, check.

Read	1st try	2nd try	3rd try	4 th try
moon				
spoon				
blue				
true				

Year 1 and 2 Common Exception Words

Year 1

the	they	one
a	be	once
do	he	ask
to	me	friend
today	she	school
of	we	put
said	no	push
says	go	pull
are	so	full
were	by	house
was	my	our
is	here	
his	there	
has	where	
I	love	
you	come	
your	some	

Year 2

door	gold	plant	clothes
floor	hold	path	busy
poor	told	bath	people
because	every	hour	water
find	great	move	again
kind	break	prove	half
mind	steak	improve	money
behind	pretty	sure	Mr
child	beautiful	sugar	Mrs
children	after	eye	parents
wild	fast	could	Christmas
climb	last	should	everybody
most	past	would	even
only	father	who	
both	class	whole	
old	grass	any	
cold	pass	many	

Maths

The children will be developing their knowledge of number and place value this term. The children will be learning how to recognise the value of a digit in a 2 digit number ($28 = 20$ and 8 , 2 tens and 8 ones). We will be using the White Rose model to help encourage children to understand, embed and apply their mathematical knowledge. Throughout the year, we will also be learning the 2,3,5 & 10 tables.

Supporting at home

Completing homework

Purplemash~ login in Reading diaries

Numberbots and Timestable

Rockstars(begin TTRS work in January)

Know number bonds, numbers to 100
and counting in 2s, 5s and 10s.



Science



Plants and Materials

The children will be learning about the importance of seeds and bulbs and which conditions are needed for seeds to grow and plants.

The children will be revisiting materials, their properties and uses and investigating which materials would be best in different scenarios.



PE

Multiskills

Children will develop their games and multiskills using small and large balls. Working with a partner and in small groups, following rules and developing fair play rules.

Tag Rugby

The children will be introduced to Tag Rugby through fun, non-contact games. They will learn how to run with the ball, pass to teammates and tag opponents safely



PE



Continents and Oceans



Geography

The children will develop their locational knowledge and be able to locate and name the continents and oceans of the world. We will also be answering the question how do we get around our surrounding area? They will also be learning the names and location of the continents and oceans.



History (After half-term)

The children will become historians and investigate, learn and discover what happened in London in 1666. They will learn about the Great Fire and the importance of Samuel Pepys and his diary. They will use primary and secondary sources to learn more, asking questions and developing their historical vocabulary.

Art

The children will be working with a range of materials to make marks and pictures.



Music

We will also be working with the Music Service and learning about rhythm and dynamics.

We will continue to have our weekly music lesson developing our drumming skills.



PSHE

PSHE using TEN TEN

Throughout the Autumn term, children will be developing a greater awareness for their own body, and how it differs to others (boys & girls). Also, they will begin to understand how to maintain and manage their emotions around their peers.

Computing and Esafety

We Are SAFE!

The children will learn how to be SAFE on the Internet. Developing a greater awareness of risks and preventions, the children will become much safer and knowledgeable about harmful things and people they can find on the internet.

We are coders

We will learn about algorithms and writing codes.



Talking to your child about online safety

Advice on how to start the conversation and get support if you're worried.

Online life and offline life is just life

For many of us, we see our online lives and offline lives as different, but children are growing up with technology and the internet and for them there isn't a difference; online life and offline life is just life.

Technology can move at an extraordinarily fast pace and it can be difficult to know how to start talking to your child about what they're doing online, who they might be speaking to or discussing the potential risks and issues.

Esafety

Talking

Talking regularly with your child is the greatest tool to help keep them safe online. Talking regularly and making it part of daily conversation, like you would about their day at school, will help your child feel relaxed. It also means when they do have any worries, they're more likely to come and speak to you.

But it can also be easy to become overwhelmed with the different technology, the language that children use, the huge number of games and apps which are available and the potential risks.

Tips for your conversation

Reassure them



Try not to treat it like an interview



Ask who they're talking to



Remind them about strangers



Online safety: top tips

Going online is a huge part of most young people's lives so it's important to talk to them about online safety. Here's our tips to get you started.



Chat to them about what they like to do online

The best way to find out what your child is doing online is to talk to them and have regular conversations so that online safety is part of everyday discussion. Ask them open-ended questions like 'What's your favourite game or app to play on?'.

- Listen to what they have to say and show an interest. They could give you a demo of their favourite app or show you their favourite YouTube or TikTok account.
- They will probably be able to teach you things you don't know! This will also give you an opportunity to chat about any safety settings they might already have in place.
- Regular conversations with your child will encourage them to come to you if they ever need support or advice.

Talk about who they are in contact with online

There are lots of different ways that children can talk to people online – messaging apps, on social media, and less obvious ways such as chat on online games. Talk to your child about who they are talking to and what they are sharing with them.

- Use settings to help limit who can contact your child.
- Remind your child that they shouldn't share personal information with people they don't know online.
- Let your child know they can come to you or another trusted adult if any conversation makes them feel uncomfortable.

Age limit on some popular games

Grand theft auto – 18 + years old

Fortnite – 12+ years old

Call of duty- 18 + years old

FIFA – 3+ years old


















Hogwarts Legacy – 12+ years old

Minecraft – 7 + years old

*watching an older family member or friend play games can still be harmful.

Know the
age ratings

APPS AND THEIR AGE RATINGS

13+		16+	
 Facebook	 Snapchat	 WhatsApp	
 Instagram	 Twitter	  Sarahah	  MeetMe
 TikTok	 Kik		
 YouNow	 Yubo		
 House Party	 Monkey	 YOLO	 LiveMe

Talk to
your
children

Remember they will come across things that are inappropriate, it is how they deal with it that is important.

Activities

1. IPADS – WhiteRose Maths
2. Draw each other Me and My Helper
3. E-Safety activities
4. Enjoy reading with your child.

X/Twitter



Please follow us on
X with the Year 2
handle



@HolyFamilyYear2

Thank you
and
Evaluations

Please fill in an evaluation before you leave.